



Sensory Inclusive Performance Visual Checklist



Photos by Matthew Murphy © Disney



Check box when completed.



Travel to Theater



I can park in the garage.
It may be noisy because
of all the cars.




I can valet park in front
of the building. The valet
driveway will have lots
of cars.



Arrive at the Hobby Center




Security Check
and
Ticket Scan





Playbill and Character Card



Restroom



Find Seats



The show starts when the curtain goes up.




First Act

The show starts with the animals walking on the stage and down the theater aisles.



Intermission




Second Act



Clap for End of Show



Leave the Hobby Center
Thanks for coming to the
theater for *The Lion King*!



Theater can be a little scary sometimes! If you're feeling scared you can always:



Cover your eyes.



Hold hands with a grown up.



Cover your ears with your hands or headphones




Play with fidget toy.



Take a break from the show and visit the Hobby Center Quiet and Activity Areas.





There are lots of helpers at the Hobby Center!



Theater staff are here to answer any of my questions!



Access Team volunteers help with wheelchairs and mobility needs.



Volunteers may scan my ticket, give me a Playbill or help me find my seat.