

Disney's Aladdin

Pre-Visit Story

THE
HOBBY
CENTER



FOR THE PERFORMING ARTS

A 501(c)(3) Non-Profit Organization



Theater

I am going to a theater at the Hobby Center to see a show. The show is called Aladdin.



Bus

I may travel to the theater in a bus.

I may have to wait for the bus to pick me up.

People I don't know will get on the bus with my family and me.

The bus will take us to the Hobby Center for the show.



Valet Parking

I may travel to the theater in my car. We may choose to valet park. The valet attendant will give us a ticket then take our car and park it in the garage for us. When we are ready to leave, we will give the ticket back to the valet attendant and he or she will bring us our car.

The valet driveway will have a lot of cars. I will be careful and walk with my family.



Parking Garage

I may travel to the theater in my car.

We may park our car in the parking garage.

The parking garage may be noisy because of all the cars. I will be careful and walk with my family.



Elevator or Stairs

I can choose to take the elevator or the stairs from our parking spot to the exit of the garage.



Breezeway

Outside of the garage, we will walk up the breezeway to the theater lobby.

There will be special helpers wearing yellow shirts in the breezeway to show us which way to go.

They also have character cards and fidgets. I can take one if I want to.



Security Helpers

There will be security helpers in uniforms. The security helpers are nice and help keep us safe.



Bag Check

If I bring a purse, a bag or a backpack to the theater, the security helpers will look in it.

They will give it back to me.



Metal Detectors

We will see metal detectors. They look like doorways without doors.

They have red and green lights on the back and may make a beeping noise.

I can walk through the metal detector if I want to. It is safe and doesn't hurt.

If I don't want to, I don't have to.




Wand

If I don't want to go through the metal detector it is ok.

The security helper will pass a wand in front of me and behind me without touching.

The wand is like a metal stick with lights. It is safe and won't hurt me.



Box Office/Tickets

Before we go into the theater, we may have to pick up our tickets at the box office.

Everyone must have a ticket to get into the theater.

We may have to wait in line to get our tickets.



Theater Ushers

The theater usher is another friendly helper. They will be wearing a black or a blue jacket.

I will give my ticket to the theater usher. They will scan it and then hand it back to me.



Playbill

The theater usher will also hand me a playbill.

The playbill is a book that tells me about the show.





Lobby

The lobby is large and has very high ceilings.

Many people will be at the theater to see Aladdin.

The lobby may be crowded and noisy.

I will stay close to my family while I am in the lobby.



Activity Room

If I need to take a break at any time, I can ask my parents to go to the activity room.

There are special helpers there with puzzles, colors and other activities.

I can go back to the theater when I am ready.

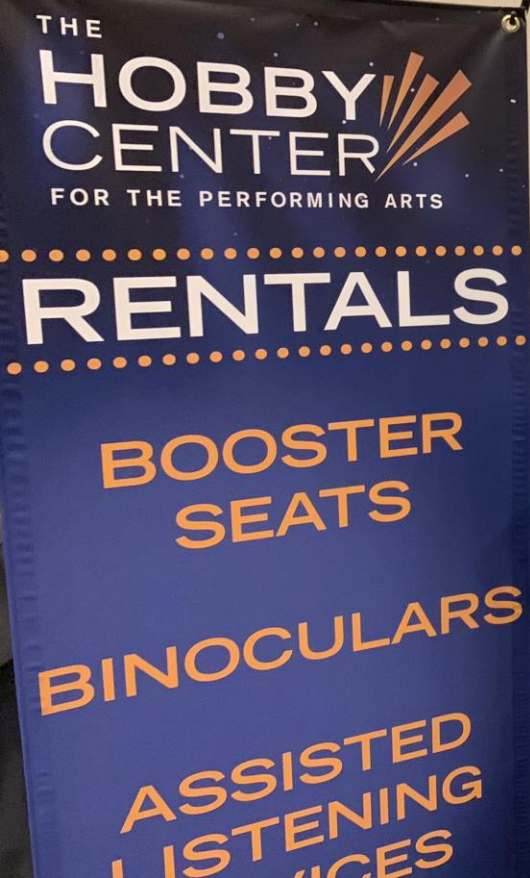


Quiet Room

If I want to get away from the crowd, I can go to the quiet room at the theater.

There are monitors in the quiet room so that I can still watch the show.

I can go back to the theater when I am ready.



Access Kiosk

If I need to see or hear the show better I can visit the access kiosk.

There will be helpers that can provide me with a booster seat, an assisted listening device and/or binoculars.

I can find the access kiosk in the Grand Lobby –door 1 or Mezzanine – door 3.



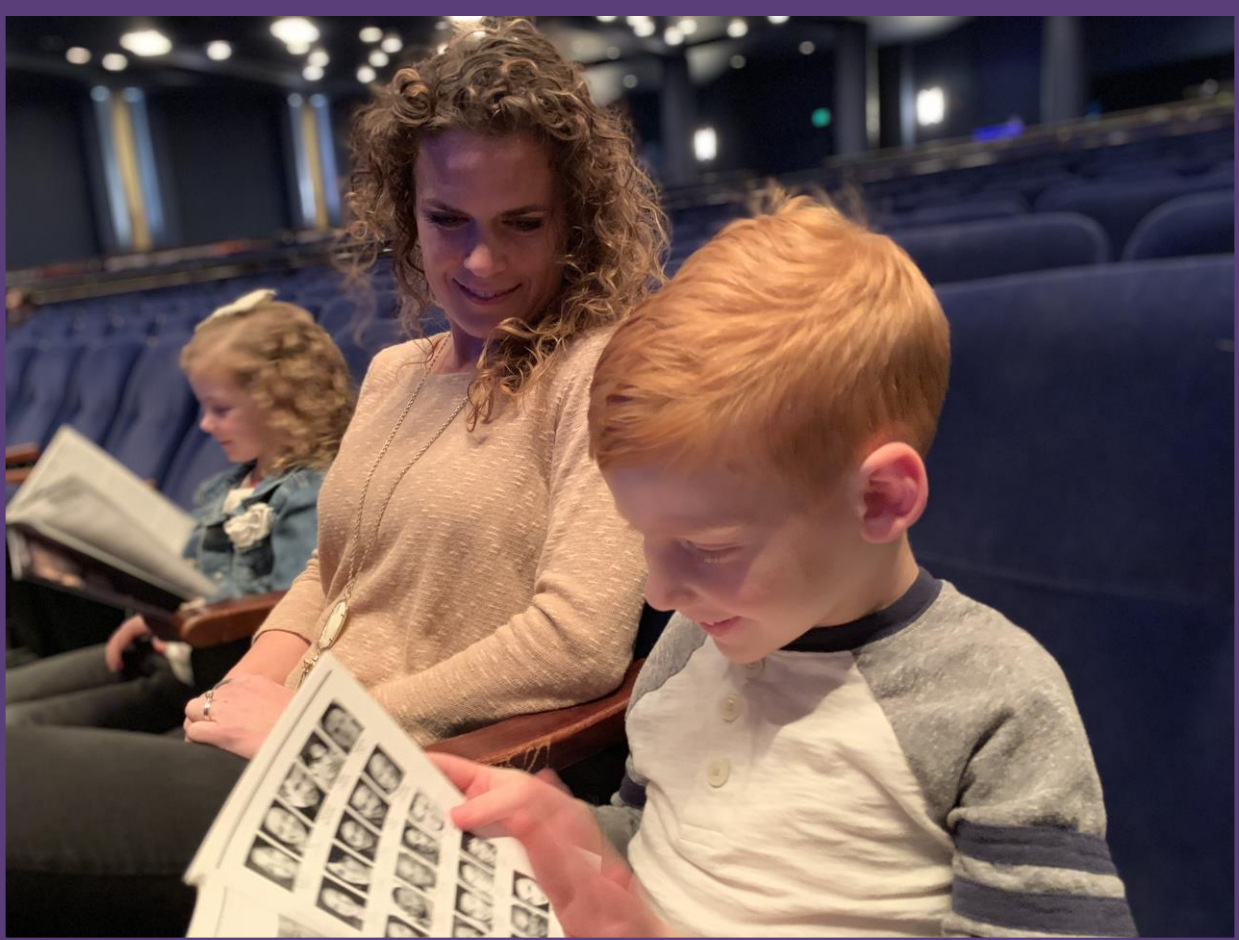
My Seat

A theater usher will help me find my seat.

Every seat is labeled with a letter and number.

My ticket will have the same letter and number as my seat.

This is where I will sit to watch the show.



Sitting

I will be sitting next to my family or group.
My family or group might sit next to
people I don't know.
While I am sitting, a person might walk in
front of me.



Stage

After I find my seat, I will wait for the show to begin.

The **stage** is where I can see the performance.

I will know when the show starts because the curtains will go up on the **stage**.



Restroom

I will let my family or group know if I need to use the restroom.

I can go to the restroom before, during or after the show.



Concession Stand

I am allowed to bring my own snack to the theater.

If I get hungry my family or group can purchase snacks at the concession stand.

The concession stand is located in the lobby.



Act I

Act I is the first part of the performance. I will see actors in costumes sing songs and tell a story.

If Act I is too loud I can cover my ears.

If Act I is too bright I can cover my eyes.



Intermission

After Act I there will be a break. The break is called an intermission.

During the intermission I can go to the restroom, visit the concession stand or the activity area.

Other people will leave the theater during the intermission to take a break in the lobby.



Act II

Act II is the last part of the performance. I will see actors in costumes sing songs and finish telling the story.

If Act II is too loud I can cover my ears.

If Act II is too bright I can cover my eyes.



Cover your eyes



Hold hands with a grown up.



Cover your ears with your hands or headphones



Play with fidget toy

Clapping

The show ends when the actors bow.

Clapping tells the actors I liked their show. If I want to clap, I can.

Others in the theater will be clapping.

I can cover my ears with my hands or headphones if the clapping is too loud.

The clapping is short and does not last long.



Leaving

Everyone will leave the theater at the same time.

It might be crowded. I will walk slowly and stay close to my family as we leave.

Before I leave my seat, I will make sure I have all my belongings.



Let's Go!

I am ready to see Aladdin at the Hobby Center.